


Schoharie Home Learning Calendar

Parent Directions: Your child should sign in to the Google Classroom each day for instruction and assignments on the topics below. Please contact your child's teacher if your child has difficulty completing the work below.



Grade 4	Monday, May 25	Tuesday, May 26	Wednesday, May 27	Thursday, May 28	Friday, May 29
Reading 30 min	No Class Happy Memorial Day!	<ul style="list-style-type: none"> <input type="checkbox"/> Complete one iReady Lesson <input type="checkbox"/> Read your independent book 	<ul style="list-style-type: none"> <input type="checkbox"/> Complete Wonders assignment in Google Classroom <input type="checkbox"/> Read your independent book 	<ul style="list-style-type: none"> <input type="checkbox"/> Complete one iReady Lesson <input type="checkbox"/> Read your independent book 	<ul style="list-style-type: none"> <input type="checkbox"/> Complete Wonders assignment in Google Classroom <input type="checkbox"/> Read your independent book
Writing 30 min		<ul style="list-style-type: none"> <input type="checkbox"/> Complete today's writing prompt in Google Classroom. 	<ul style="list-style-type: none"> <input type="checkbox"/> Complete today's writing prompt in Google Classroom. 	<ul style="list-style-type: none"> <input type="checkbox"/> Complete today's writing prompt in Google Classroom. 	<ul style="list-style-type: none"> <input type="checkbox"/> Complete today's writing prompt in Google Classroom.
Math 30 min		<ul style="list-style-type: none"> <input type="checkbox"/> Reflex Math, Get your Green Light! <input type="checkbox"/> Complete one iReady Lesson 	<ul style="list-style-type: none"> <input type="checkbox"/> Complete today's math assignment in your Google Classroom. 	<ul style="list-style-type: none"> <input type="checkbox"/> Reflex Math, Get your Green Light! <input type="checkbox"/> Complete one iReady Lesson 	<ul style="list-style-type: none"> <input type="checkbox"/> Complete today's math assignment in your Google Classroom.
Science or Soc. Studies 30 min		<ul style="list-style-type: none"> <input type="checkbox"/> Social Studies activity in Google Classroom 	<ul style="list-style-type: none"> <input type="checkbox"/> Science activity on Simple Machines in Google Classroom 	<ul style="list-style-type: none"> <input type="checkbox"/> Social Studies activity in Google Classroom 	<ul style="list-style-type: none"> <input type="checkbox"/> Science activity on Simple Machines in Google Classroom
Humanities		<ul style="list-style-type: none"> <input type="checkbox"/> PE- Stay active for at least 120 mins/week. All activity counts. A run, hike, walking the dog, bike ride, dancing. Lets get 	<ul style="list-style-type: none"> <input type="checkbox"/> Library Go to Keyboarding Without Tears and do the next lesson. More information on our Library Google Classroom. 	<ul style="list-style-type: none"> <input type="checkbox"/> PE- Is it raining outside? Try https://vimeo.com/showcase/6880106 <input type="checkbox"/> Try the Bring Sally Up squat, 	<ul style="list-style-type: none"> <input type="checkbox"/> MUSIC Join the General Music Classroom for 4th grade! Code is kslkbj4 ART Mixing Colors

Schoharie Home Learning Calendar

		some cardio in there!		push up, or plank challenges <input type="checkbox"/> Jumping Jacks Gym has a 25 minute workout just for kids on you tube! Try it out:) <input type="checkbox"/>	
--	--	-----------------------	--	---	--

Links to all necessary websites are in Google Classroom.

Google Drive/Classroom:

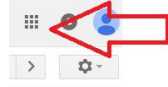
1. Click on **Google Chrome** 
2. Type in the search bar:
 - a. **schoharieschools.org**
3. Click on **Elementary School**
4. Click on **Library Media Center**
5. Click on 
Google Drive
6. **Login in:**

Schoharie Home Learning Calendar

Last name, first initial, @schoharieschools.org

Number password

7. Click on the box in the upper right corner



8. Click on google classroom



Classroom

9. Click on **your teacher's name**.
10. Click on **Classwork** at the top of the screen